
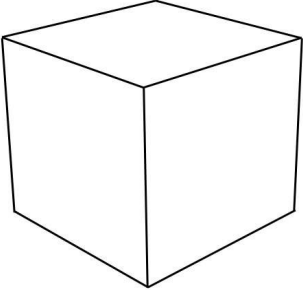
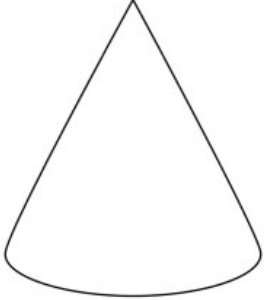


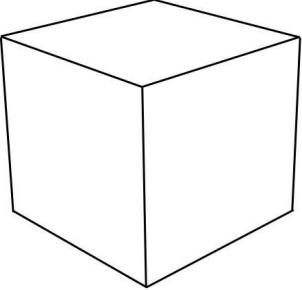
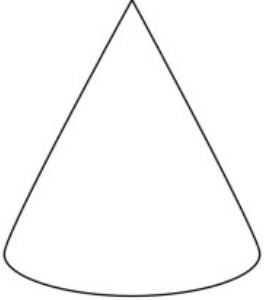



TONAL TECHNIQUES

Using the forms below, create tones using the technique listed and grey lead pencils (2B lighter tones, 4B and 6B darker tones).

Imagine that the light source is coming from the right hand side. This means, the right side of the forms will be lighter and gradually darken to the left side of the form.

Technique:	Cube	Cone	Sphere
<p>Cross Hatching- cross over lines</p> 			
<p>Blending- creating dark to light tones smoothly with pencil/ blending with cotton</p> 			
<p>Stippling- using lots of tiny dots together to create dark/ light tones</p> 